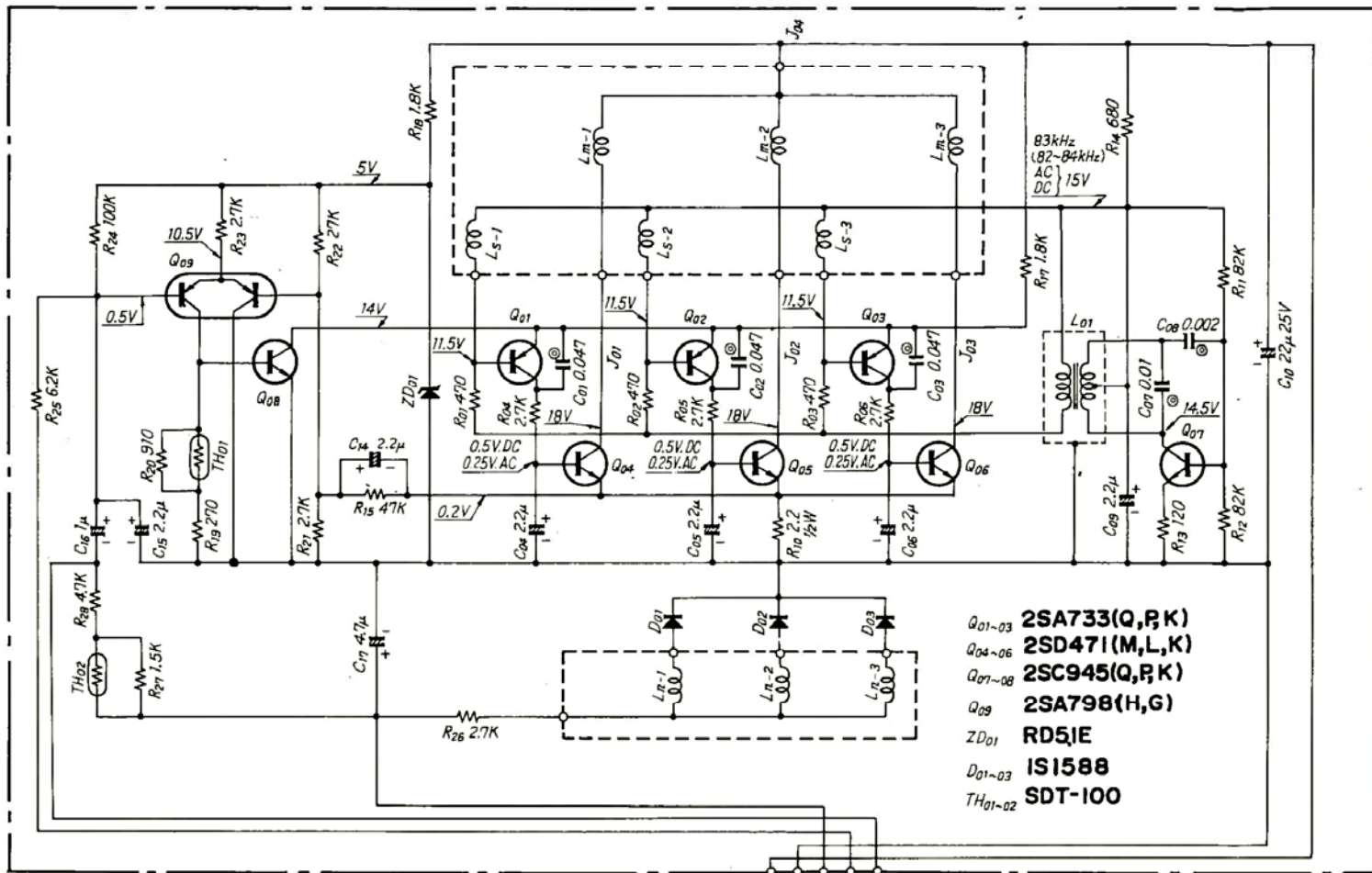
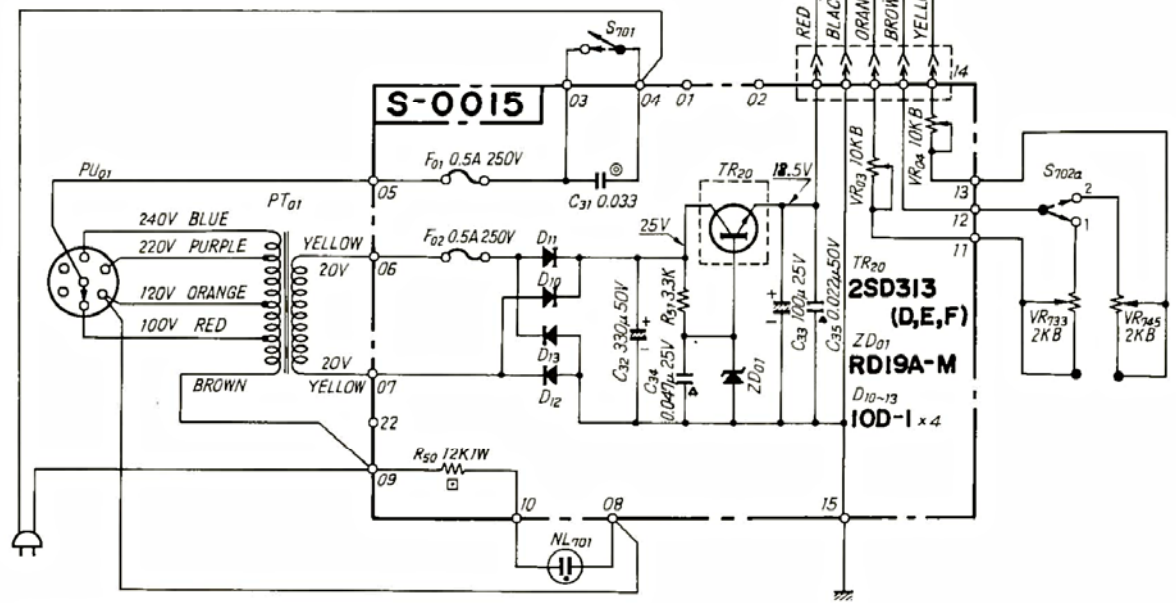
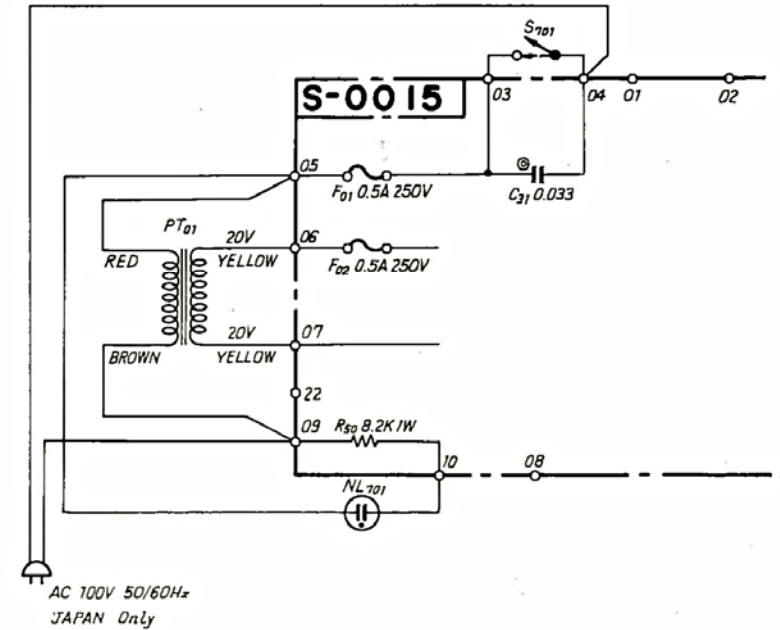


# SANSUI SR-535 SCHEMATIC DIAGRAM

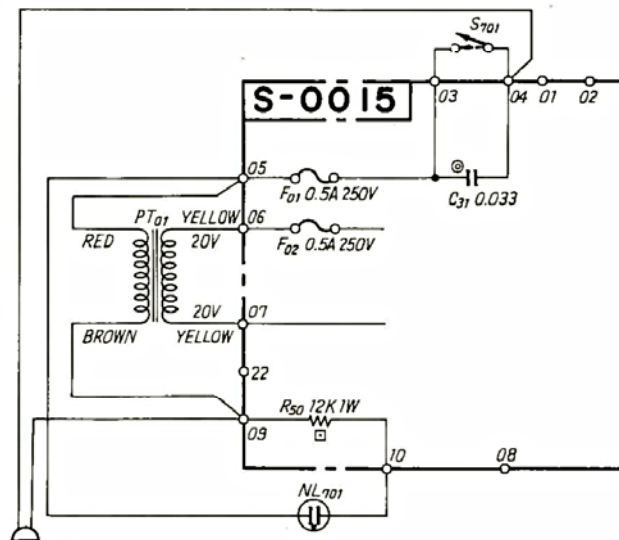
• La présentation et les spécifications sont susceptibles d'être modifiées sans préavis par suites d'améliorations éventuelles.  
 • Änderungen, die dem technischen Fortschritt dienen, bleiben vorbehalten.  
 • Design and specifications subject to change without notice for improvement.  
 • 改良のため、予告なく変更、仕様の一部を変更することがあります。



- Q<sub>01-03</sub> 2SA733(Q,R,K)
- Q<sub>04-06</sub> 2SD471(M,L,K)
- Q<sub>07-08</sub> 2SC945(Q,R,K)
- Q<sub>09</sub> 2SA798(H,G)
- ZD<sub>01</sub> RD51E
- D<sub>01-03</sub> IS1588
- TH<sub>01-02</sub> SDT-100



AC 100V/120V/220V/240V, 50Hz/60Hz



AC 120V, 60Hz  
UL, CS Model Only

- CAPACITOR SYMBOL  
 ○ MYLAR  
 △ CERAMIC
- RESISTOR: ALL RESISTORS 1/4 WATTS  
 UNLESS OTHERWISE NOTED
- ⊖ THERMISTOR ⊖ NON INFLAMMABLE RESISTOR
- S<sub>701</sub> POWER SW  
 S<sub>702</sub> (a-c) SPEED SELECTOR & POWER SW  
 1. 33 1/3 r.p.m. 2. 45 r.p.m.
- VR<sub>733</sub> 33 1/3 r.p.m. SPEED ADJ. (FINE)  
 VR<sub>745</sub> 45 r.p.m. SPEED ADJ. (FINE)  
 VR<sub>703</sub> 33 1/3 r.p.m. SPEED ADJ. (ROUGH)  
 VR<sub>704</sub> 45 r.p.m. SPEED ADJ. (ROUGH)